

EVERDURE GAS BARBECUE RANGE

2006 - 2007



 everdure

STYLE. GRILLED TO PERFECTION



## stirling professional


The Stirling is the perfect full size, 6-burner, stainless steel barbecue. The total cooking area of 1095 x 475mm is divided into three sections: grill plate with vapouriser, hot plate, and roasting dish (all in matte vitreous enamel finish). The 16MJ double ring brass wok burner is one of the hottest on the market. The second servery supports a stainless steel condiments rack for your herbs, spices and drinks. The Stirling is a full 304 grade\* stainless steel model, including the barbecue body, fascia, control knobs, and even the fat drip tray and cupboard door handles. The stainless steel roll-back roasting hood with viewing window reveals a full length warming rack that can be set in a high or low position. The 304 grade stainless steel trolley has 3 cupboard doors with frosted white glass. All glass used on Everdure models is toughened, heat resistant and conforms to Australian Standards. The right hand door has shelves for storage. A stainless steel 240 volt rotisserie, extra grill plate with vapouriser and a weatherproof cover are available as individual optional accessories or as a deluxe pack. The Stirling is the true expression of style, grilled to perfection.

\* 304 Grade Stainless Steel is an austenitic grade of stainless steel inherently tough and is typically used in industrial ovens and hospital equipment for its superior cleanability against bacteria.



## kimberley professional





This outstanding full 304 grade stainless steel barbecue is complimented by a cupboard sealed with two stylish frosted glass doors. Four matte vitreous enamel burners supply an ample 60MJ of cooking power. Teamed with uniquely designed heat retaining matte vitreous enamel cooking plates and vapouriser, the Kimberley offers superior gas efficiency and performance. A 16MJ double ring brass wok burner and detachable stainless steel lid completes this perfect barbecue combination. A 240 volt stainless steel rotisserie and weatherproof cover are available as optional accessories.





## ashburton professional

With a perfect combination of sleek style and cooking performance, the Ashburton suits every entertainment need. The vitreous enamel barbecue body sits on a steel frame with storage cupboards all in a stunning metallic black. This is contrasted against the 304 grade stainless steel roll-back roasting hood, fascia panel, control knobs and door handles. And then there's the fire power: two banks of three burners, totalling 90MJ of heat all started by dual electronic ignitions. Plus there's the 16MJ double ring brass wok burner with stainless steel lid. The warming rack, matte vitreous enamel hot plate, roasting dish, grill plate and vapouriser make this barbecue a complete functional and stylish unit.



## daintree professional

All the elegance of the Ashburton in a compact 4-burner package. The Daintree offers a vitreous enamel body, 304 grade stainless steel roll-back roasting hood and fascia panel with a metallic black steel frame and two cupboard doors. A total cooking area of 800 x 475mm is divided between a matte vitreous enamel hot plate and grill plate with a unique briquette-style vapouriser. Four matte vitreous enamel burners are started by a stainless steel electronic ignition button. The double ring brass wok burner with stainless steel lid provides additional cooking versatility. With the warming rack and heavy duty castors, this package is complete.

## FREE STANDING BARBECUES



## norfolk

The Norfolk provides all the features required for professional barbecuing. The total cooking area of 800 x 475mm is divided between a cast iron hot plate and grill plate with a unique briquette-style vapouriser. All heated by four cast iron burners with a single electronic ignition. Providing even more versatility is the 16MJ double ring brass wok burner. The easy glide roll-back vitreous enamel roasting hood opens to reveal a dual positioned removable warming rack. Finally the Norfolk's subtle charcoal colouring is enhanced by the 304 grade stainless steel fascia panel.

The quintessential Australian outdoors has become such an integral part of our modern day lifestyle. The outdoor entertaining area is fast becoming an extension of our indoor living and that's why Everdure Built-In models are designed with this philosophy in mind. Everdure built-in models give you the capability to plan and be creative with your outdoor entertaining area. You decide which materials will best complement our versatile range. With sleek curves and a minimalist look, Everdure built-in models represent the pinnacle of functionality with a touch of your own personalized style.



## built-in stirling

Perfect is the one word that truly describes the Stirling built-in barbecue. The full size, 6 burner stainless steel barbecue has a total cooking area of 1095 x 475mm and is divided into three sections: grill plate with vapouriser/flame tamer, hot plate and roasting dish. Everything is high quality stainless steel including the barbecue body, fascia, control knobs and drip tray. The stainless steel roll-back roasting hood has a viewing window that shows a full length warming rack which can be set in a high or low position. A stainless steel 240 volt rotisserie and a weatherproof cover are optional accessories.



ALL UNITS COME WITH  
TWO BRACKETS





## built-in ashburton

This is barbecuing in true style. The Ashburton built-in barbecue has a vitreous enamel body with stunning metallic black highlights contrasted by a stainless fascia. The stainless steel roll-back roasting hood with viewing window makes cooking a breeze. With 6 burners and 90MJ of heat all started by dual electronic ignition, this is a seriously hot barbecue. A full length warming rack, hot plate, roasting dish, grill plate and vapouriser complete the package. Like the Stirling, a stainless steel 240 volt rotisserie and weatherproof cover are optional extras.






## built-in daintree

Simply elegant is the best way to describe the Daintree built-in unit. The single electronic ignition starts up the 4 burners which supply 60MJ of heat to an ample cooking area of 800 x 475mm. There are two distinct cooking areas: a hot plate and a grill plate with a unique briquette-style vapouriser. The vitreous enamel body and stainless steel roll-back roasting hood with temperature gauge and a full length warming rack enhance your barbecuing experience. A stainless steel 240 volt rotisserie and weatherproof cover are optional extras.




Note: 2006 Daintree model has silvage cast aluminium panels.





## weatherproof cover

A weatherproof cover is an essential accessory for your Everdure barbecue, especially with the harsh Australian climate. Our barbecue covers are made using CIBATEX APS treatment, a special agent that reduces photodegradation to offer the best protection against the elements. The covers are 100% waterproof and are UV stable. Available in 4 burner, 6 burner and built-in sizes.



## rotisserie

The Everdure rotisserie is a full stainless steel rod with adjustable stainless steel forks. The forks can be locked into place to secure the food items being spit roasted. The 240 volt motor has an optimal rotation speed to allow even cooking and self basting (which guarantees tender and succulent meals every time).



### SS hot plate

Made from high quality stainless steel, the Everdure SS hot plate measures 400 x 480mm.



### SS grill plate

The Everdure SS grill plate measures 400 x 480mm, composed of high quality 6mm diameter stainless steel rods to give you that restaurant style grill mark on meats. A small SS grill plate is also available (320 x 483mm) for use on the 6 burner barbecues.



### Pro hot plate

The Everdure Pro hot plate measures 400 x 483mm and is made from high quality vitreous enamel and cast iron.



### Pro grill plate

The Everdure Pro grill plate measures 400 x 483mm and is made from high quality vitreous enamel. A smaller pro grill plate is also available (320 x 483mm).



### Pro vapouriser

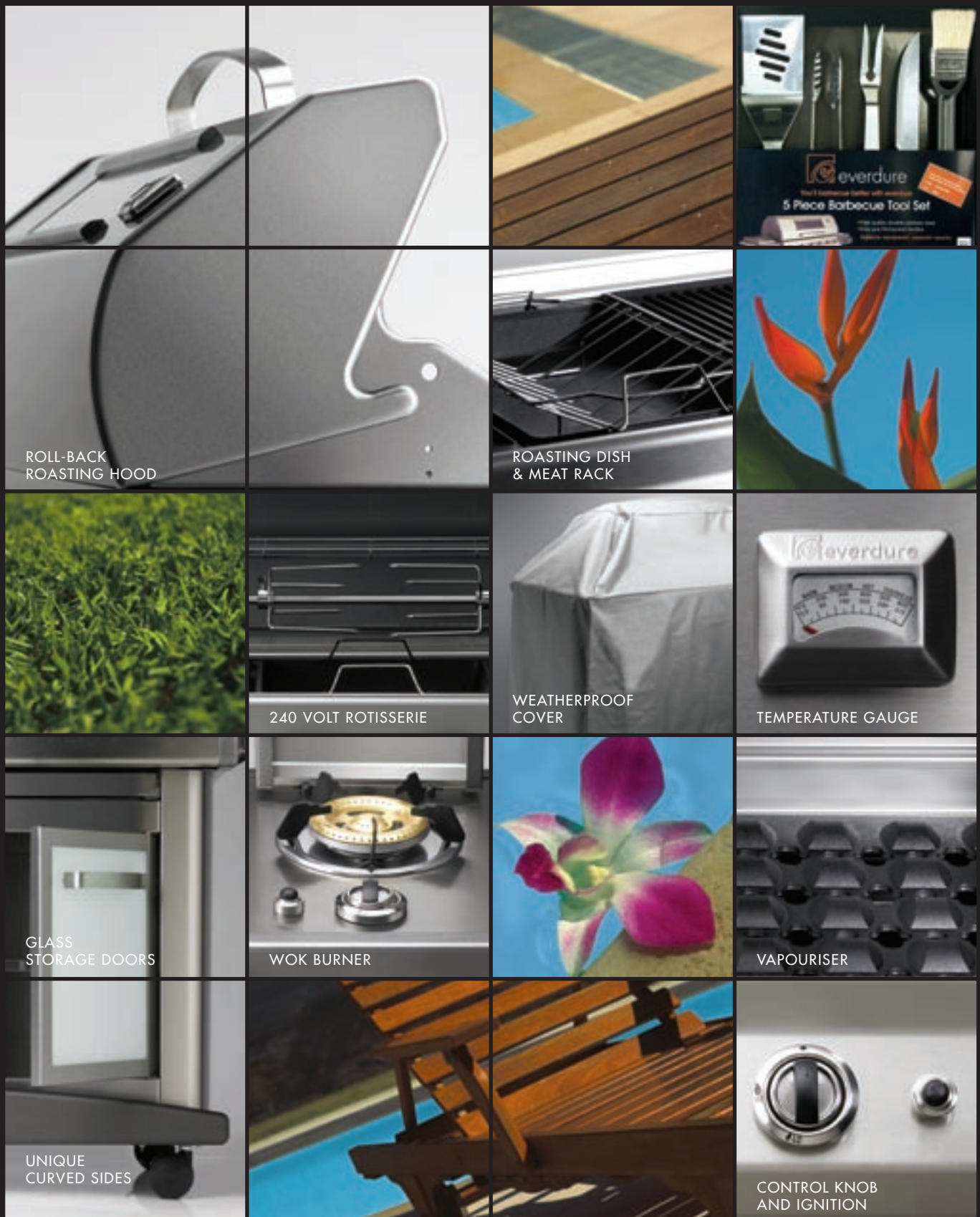
The Everdure Pro vapouriser has two functions: it allows for a more even heat dispersion and also reduces flare ups. It measures 371 x 437mm and is made from high quality vitreous enamel and cast iron.



### Pro roasting dish

The Everdure Pro roasting dish allows you to roast meats and vegetables with the convenience of serving on a tray. The baking dish measures 320 x 483mm and is made from high quality vitreous enamel and cast iron.

Note: Final product may vary from images represented here due to continuous changes in product design and innovation. Shiny vitreous enamel plates shown above.



ROLL-BACK  
ROASTING HOOD


ROASTING DISH  
& MEAT RACK



240 VOLT ROTISSERIE

WEATHERPROOF  
COVER


TEMPERATURE GAUGE



GLASS  
STORAGE DOORS

WOK BURNER

VAPOURISER



UNIQUE  
CURVED SIDES

CONTROL KNOB  
AND IGNITION

## PRODUCT FEATURES

**Barbecue Tool Sets** Everdure easy-grip barbecue tools with stainless steel ends. Available in 2 piece and 5 piece sets. **Roll-Back Roasting Hood** The unique roll-back feature of the roasting hood provides easy glide handling and requires zero wall clearance. **Roasting Dish & Meat Rack** A deep, cast iron roasting dish and optional meat rack to hold your meat in place. **240 Volt Rotisserie** Everdure stainless steel rotisserie available with additional forks. Available in 4 and 6 burner sizes. **Weatherproof Cover** Specifically designed for the unique shape and size of Everdure barbecues, this high quality cover is waterproof and UV stable. Available in 4 and 6 burner sizes. **Temperature Gauge** Unique Everdure stainless steel temperature gauge. **Wok Burner** 16MJ double ring brass wok burner with electronic ignition and removable lid. **Vapouriser** The Everdure cast iron vapouriser is designed with in-built briquettes to evenly disperse the heat over the grill plate and to enhance the flavour of the food. **Control Knob and Ignition** The control knob, bezel and ignition button are all stainless steel and designed for Everdure.


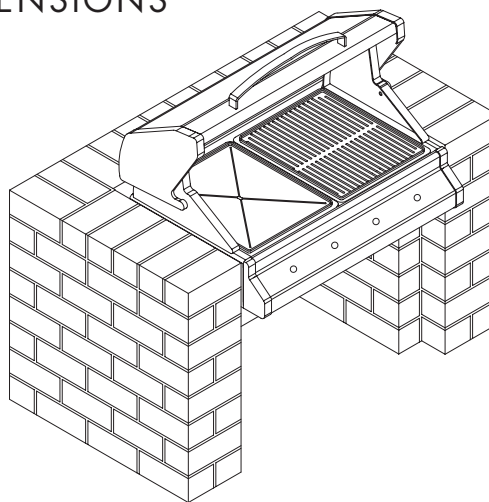
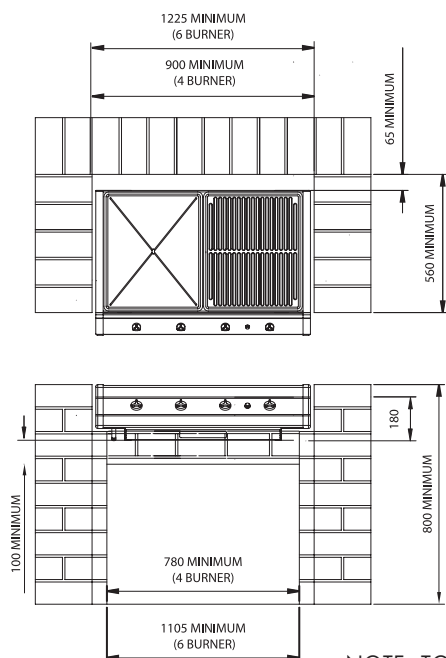


	stirling	ashburton	daintree
body finish	stainless steel	vitreous enamel	vitreous enamel
roasting hood	stainless steel	stainless steel	stainless steel
total cooking area	1095 x 475mm	1095 x 475mm	800 x 475mm
total height, width & depth	H 560mm W 1220mm D 600mm	H 560mm W 1220mm D 600mm	H 560mm W 900mm D 600mm
ignition	2 x electronic	2 x electronic	1 x electronic
cast iron burners	6	6	4
total burner rating	90MJ	90MJ	60MJ
cast iron hot plate	1	1	1
cast iron grill plate	1	1	1
cast iron vapouriser	1	1	1
cast iron roasting dish	1	1	-
warming rack	yes	yes	yes
lp or natural gas	yes	yes	yes
conditional warranty	10yrs	5yrs	5yrs
<b>OPTIONAL ACCESSORIES</b>			
240 volt rotisserie	yes	yes	yes
small cast iron grill & vapouriser	yes	yes	-
weatherproof cover	Available for all built in models		

These barbecues are designed to be used with at least one grill plate in any cooking position. Due to continual product development, Everdure reserves the right to alter specification or appearance without notice. Final product may vary slightly from images due to printing quality variations.

## BUILT IN BARBECUE DIMENSIONS

(4 BURNER BARBECUE ILLUSTRATED)



SIDE VIEW OF BARBECUE CARCASS WITH SPACING BRACKETS FITTED

NOTE: TO BE INSTALLED ONLY BY AN AUTHORISED PERSON  
PLEASE NOTE: MINIMUM CLEARANCE TO COMBUSTIBLES UNDER FAT TRAY IS 100mm


everdure SPECIFICATIONS



	stirling professional	ashburton professional	kimberley professional	daintree professional	norfolk
body finish	stainless steel	vitreous enamel	stainless steel	vitreous enamel	vitreous enamel
roasting hood	stainless steel	stainless steel	stainless steel	stainless steel	vitreous enamel
frame	stainless steel	steel	stainless steel	steel	steel
frame colour	stainless steel	metallic black	stainless steel	metallic black	charcoal grey
total cooking area	1095 x 475mm	1095 x 475mm	800 x 475mm	800 x 475mm	800 x 475mm
total height, width & depth	H 1220mm W 1910mm D 600mm	H 1220mm W 1910mm D 600mm	H 1220mm W 1570mm D 600mm	H 1220mm W 1570mm D 600mm	H 1220mm W 1570mm D 600mm
ignition	2 x electronic	2 x electronic	1 x electronic	1 x electronic	1 x electronic
cast iron burners	6	6	4	4	4
brass wok burner	1	1	1	1	1
total burner rating	106MJ	106MJ	76MJ	76MJ	76MJ
hot plate (qty & type)	1 x vitreous enamel	1 x vitreous enamel	1 x vitreous enamel	1 x vitreous enamel	1 x cast iron
grill plate (qty & type)	1 x vitreous enamel	1 x vitreous enamel	1 x vitreous enamel	1 x vitreous enamel	1 x cast iron
vapouriser (qty & type)	1 x vitreous enamel	1 x vitreous enamel	1 x vitreous enamel	1 x vitreous enamel	1 x cast iron
roasting dish (qty & type)	1 x vitreous enamel	1 x vitreous enamel	-	-	-
warming rack	yes	yes	yes	yes	yes
cupboards	yes	yes	yes	yes	yes
4 heavy duty castors	yes	yes	yes	yes	yes
condiments holder	yes	-	-	-	-
lp or natural gas	yes	yes	yes	yes	lp only
conditional warranty	10yrs	5yrs	10yrs	5yrs	5yrs
available as built in*	yes	yes	-	yes	-
<b>OPTIONAL ACCESSORIES</b>					
240 volt rotisserie	yes	yes	yes	yes	yes
weatherproof cover	yes	yes	yes	yes	yes
small grill & vapouriser	yes	yes	-	-	-

\*Refer to built in brochure.

These barbecues are designed to be used with at least one grill plate in any cooking position. Due to continual product development, Everdure reserves the right to alter specification or appearance without notice. Final product may vary slightly from images due to printing quality variations.



 **everdure** SYDNEY

23 – 27 CHAPLIN DRIVE LANE COVE NSW 2066

PH: (02) 9415 5060 OR 1300 766 066

FAX: (02) 9415 5067

SALES INQUIRY EMAIL: [EVERDURE@SHRIRO.COM.AU](mailto:EVERDURE@SHRIRO.COM.AU)

SERVICE/SPARE PARTS EMAIL: [E-HELPDESK@EVERDURE.COM.AU](mailto:E-HELPDESK@EVERDURE.COM.AU)

[WWW.EVERDURE.COM](http://WWW.EVERDURE.COM)

All barbecues are **proudly designed in Australia**